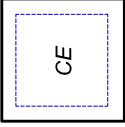
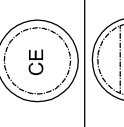


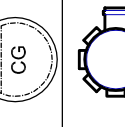
LEGENDA



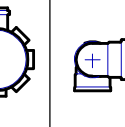
CAIXA DE INSPEÇÃO ESGOTO SIMPLES



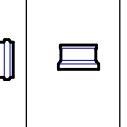
CAIXA DE PASSAGEM



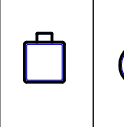
CAIXA DE GORDURA



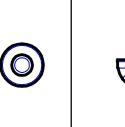
CAIXA SIFONADA



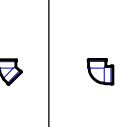
RESERVATÓRIO



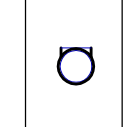
BACIA DE REDUÇÃO LONGA



CHUVEIRO COLETIVO



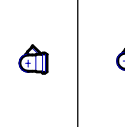
CHUVEIRO RESIDENCIAL



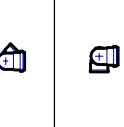
JOELHO 45



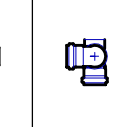
JOELHO 90



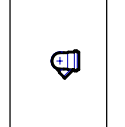
JOELHO 90 - COLUNA



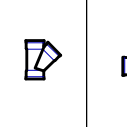
JUNÇÃO SIMPLES



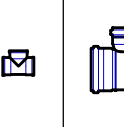
LAVATÓRIO RESIDENCIAL COM SIFÃO



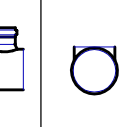
LAVATÓRIO DE USO GERAL



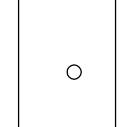
PIA DE COZINHA RESIDENCIAL COM SIFÃO 40mm




RAMAIS DE VENTILAÇÃO



TANQUE DE LAVAR 50 40mm



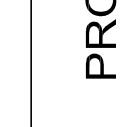
TE 45




TE 90



TE SANITÁRIO



VASO SANITÁRIO COM 30°



TERMINAL DE VENTILAÇÃO - COLUNA

ANEXO LXXXIV

PROJETO PADRÃO - FNDE

PROPRIETÁRIO: :

ENDEREÇO:

MUNICÍPIO - UF:

PROPRIETÁRIO

RESP. TÉCNICO

CREA

AUTOR DO PROJETO

CAU

DUFO

CREA

RA

OBSERVAÇÕES:

PROJETO EXECUTIVO

PROGRAMA PROINFÂNCIA - PROJETO TIPO 2

PROJETO DE INSTALAÇÕES

COORDENAÇÃO
CGEST - Coordenação
Geral de Infraestrutura
Educativa

INDICAÇÃO DOS DETALHES

HEG

FORMATO (841x330)

REVISÃO

R.00

17/5

DATA EMISSÃO

JUNHO/2015

PRANCHAS

02/05